



©Michelle Huddleston


# My Nature




# Walk Project



What did I hear?



What did I see?



What did I smell?



How did it feel?



What did I find?



This project belongs to: \_\_\_\_\_



## Directions

Take a nature walk and encourage children to focus on what they see around them. Ask questions that lead them toward focusing on what they hear and smell. Invite them to pick up different elements they come across; such as: leaves, small rocks/stones, sticks, dirt, etc. Collect these items in a plastic or paper bag. Try to collect at least five (5) items.

Once you are back home, or in the classroom, have children take out one item at a time and answer the questions on the following pages. They will be asked to do several tasks for each item.


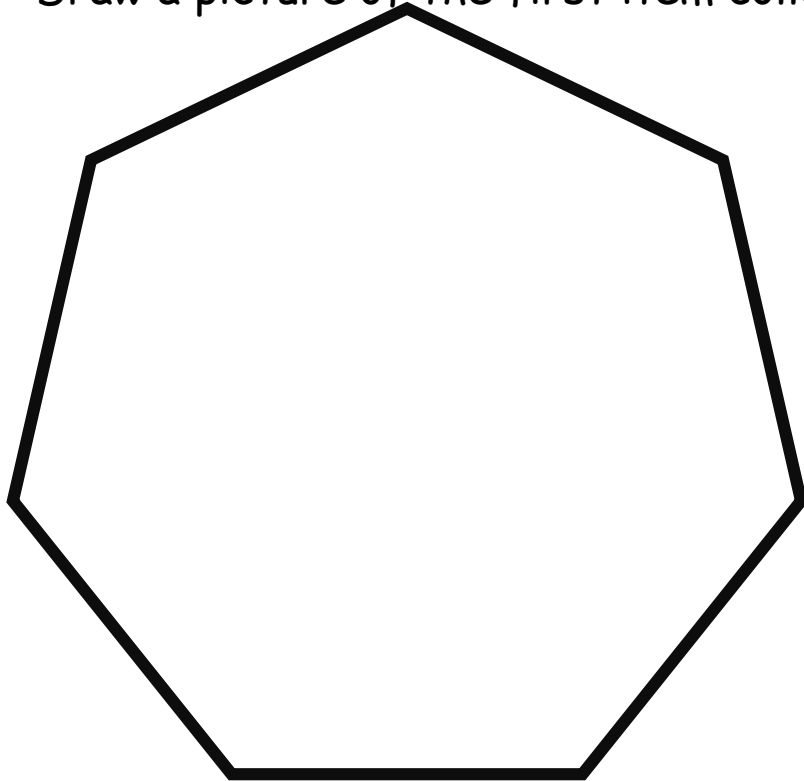
The importance of this project is to:

- \* inspire children to understand the outside world around them
- \* help children understand different textures, smells, and sights of items collected
- \* introduce children to the scientific method of research
- \* allow children to think deep and be creative



©Michelle Huddleston

Draw a picture of the first item collected.



Explain:

Does it make a sound?

YES

NO



Does it have a smell?

YES

NO



How does it feel?

(circle all that apply)

HARD SOFT WET DRY

What can you do with it?

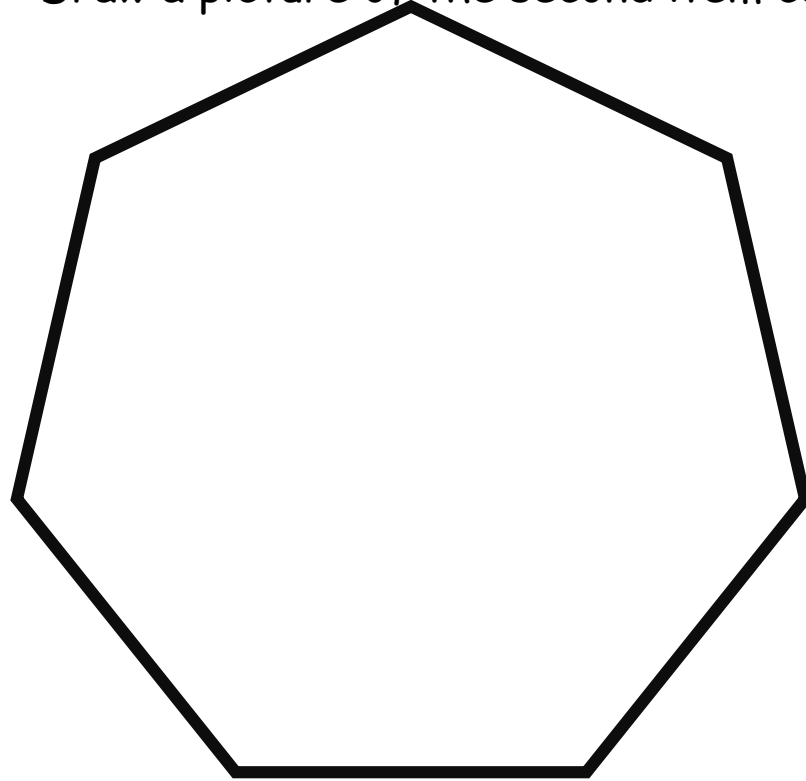
---

---




©Michelle Huddleston

Draw a picture of the second item collected.



Explain:



Does it make a sound?

YES      NO



Does it have a smell?

YES      NO



How does it feel?

(circle all that apply)

HARD    SOFT    WET    DRY

What can you do with it?

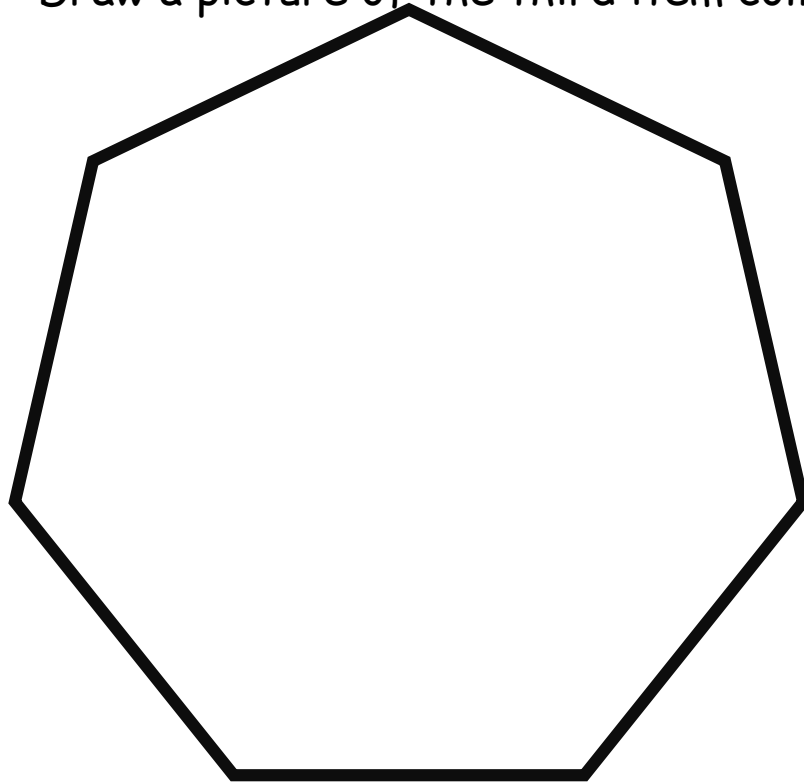
---

---




©Michelle Huddleston

Draw a picture of the third item collected.



Explain:



Does it make a sound?

YES      NO



Does it have a smell?

YES      NO



How does it feel?

(circle all that apply)

HARD    SOFT    WET    DRY

What can you do with it?

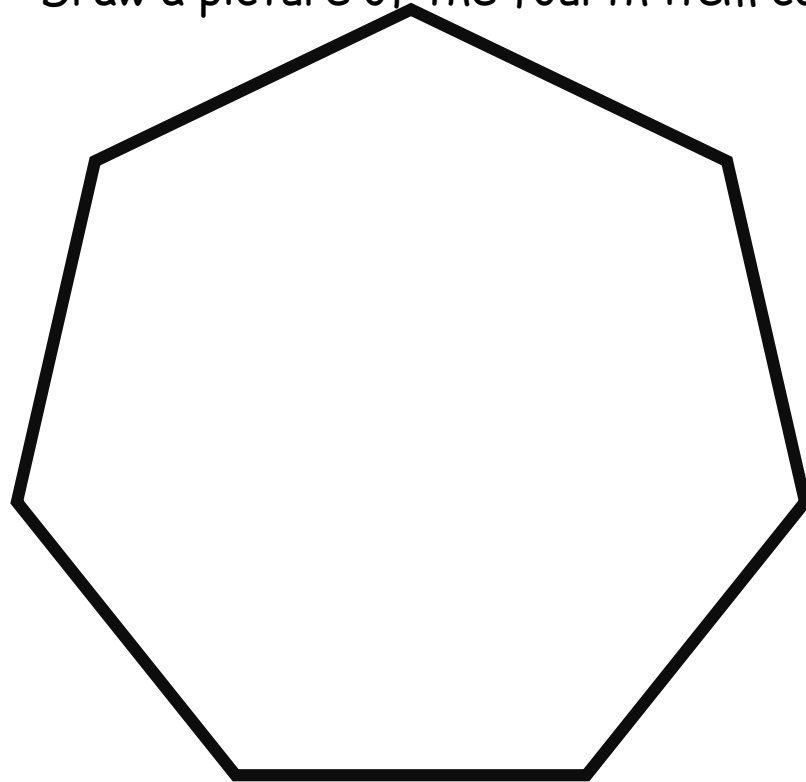
---

---




©Michelle Huddleston

Draw a picture of the fourth item collected.



Explain:



Does it make a sound?

YES      NO



Does it have a smell?

YES      NO



How does it feel?

(circle all that apply)

HARD    SOFT    WET    DRY

What can you do with it?


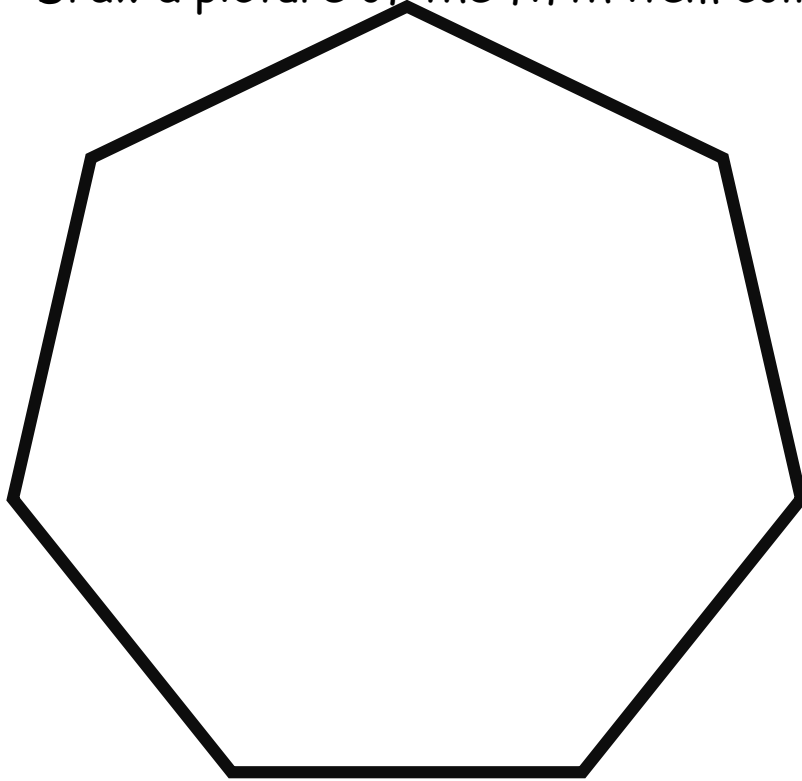
---

---



©Michelle Huddleston

Draw a picture of the fifth item collected.



Explain:

Does it make a sound?

YES

NO



Does it have a smell?

YES

NO



How does it feel?

(circle all that apply)

HARD    SOFT    WET    DRY

What can you do with it?

---

---