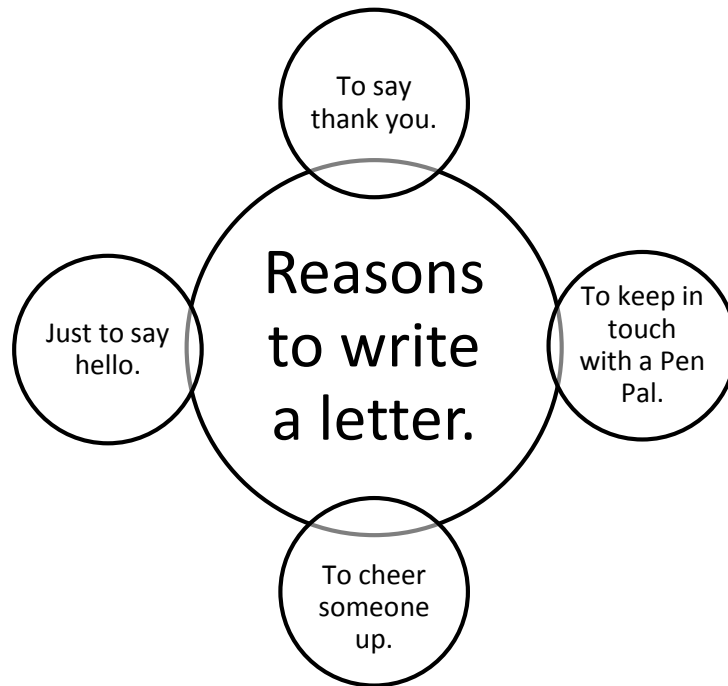


I Can Write  
a  
Letter

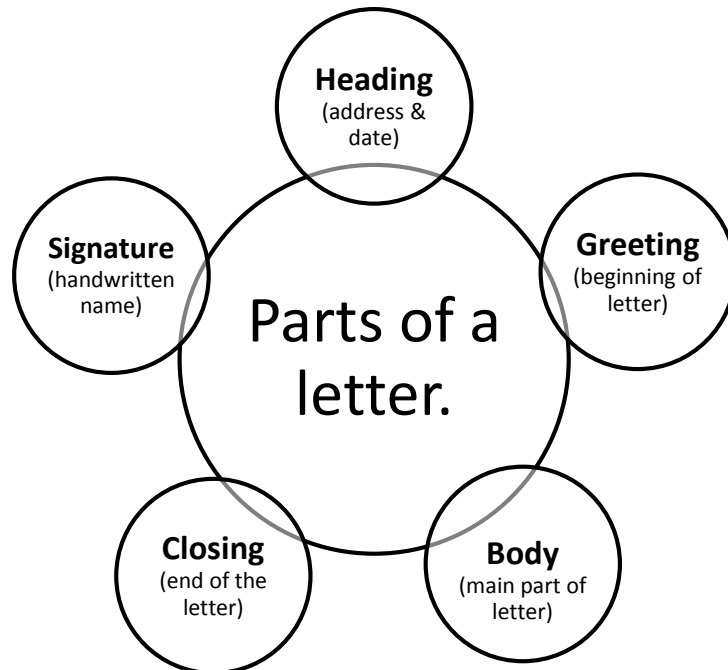
\*Lesson 1 out of 5 of the “I Can Write a \_\_\_\_\_” pack.

---

## *Why do you write a letter?*



## *Parts of a letter.*



.....

### *Why do you write a letter?*

Sometimes people do nice things. When someone does something nice for you, you can write them a thank-you letter. Maybe someone you know is not feeling very well. You could write a get well soon letter to let them know you are thinking about them and want them to get better. Do you have a friend that has moved far away? You can keep in touch with them by becoming pen pals. There are many reasons why you can write a letter!

### *How do you write a letter?*

Letters have several main parts. When these parts are all combined, they make up a letter. Most letters have a heading with your address and the date. Letters also have a greeting, the body, a closing, and your signature.

### *Your turn! – Practice makes perfect!*

Think of someone you would like to write a letter to. Maybe you want to thank your Mom or Dad for taking care of you. You can write a letter to your teacher and express your appreciation for her teaching you. Perhaps you have a neighborhood friend that you want to invite over for the weekend. Write down who you would like to write to: \_\_\_\_\_.

Now that you have in mind who you would like to write a letter to, think of what you would like to tell them. Note that here (for example, “thank Mom for making cookies”):

---

---

Now that you have thought about the two main parts, don’t forget to put your address, the date, a greeting, closure, and your signature!

Heading

Your address goes here.

Date

Greeting

Body of Letter

Closure

Your Signature

.....  
123 ABC Avenue

Red City, Crayola State

March 3, 2015

Dear Wade,

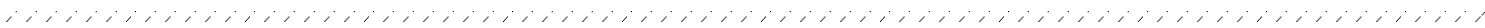
I think you are a great friend. I enjoy the times that we play soccer

and ride our bikes together. I also like it when our parents take us

to the park to play. Maybe we can go again this Saturday.

Your friend,

Alex



\_\_\_\_\_

\_\_\_\_\_

\_\_\_\_\_

\_\_\_\_\_ ,

\_\_\_\_\_

\_\_\_\_\_

\_\_\_\_\_

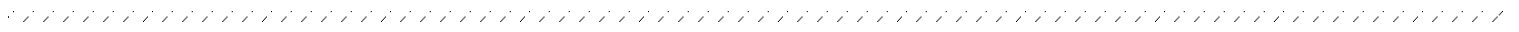
\_\_\_\_\_

\_\_\_\_\_

\_\_\_\_\_

\_\_\_\_\_ ,

\_\_\_\_\_



Thank you for downloading my FREE “I Can Write a \_\_\_\_\_” lesson!  
Be on the lookout for the entire “I Can Write a \_\_\_\_\_” lesson pack! The complete pack will have “I Can Write a Letter”, “I Can Write a Narrative”, “I Can Write a Poem”, “I Can Write an Opinion Piece”, and “I Can Write a Research Paper”!

These lessons are made to compliment your teaching plans and make for great inserts in your child/student’s notebooks, folders, and/or portfolios. Children/students can easily refer to this lesson when needing to touch up on (and practice) writing skills.

View more at my TPT Store:

<https://www.teacherspayteachers.com/Store/Huddleston-Homeschool>